

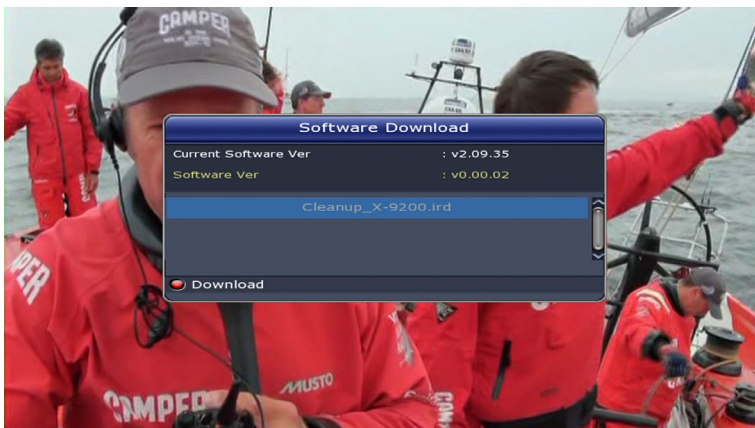
Technical Guide:

How to cleanup the user directory (var) on the UltraPlus X-9200HD PVR.

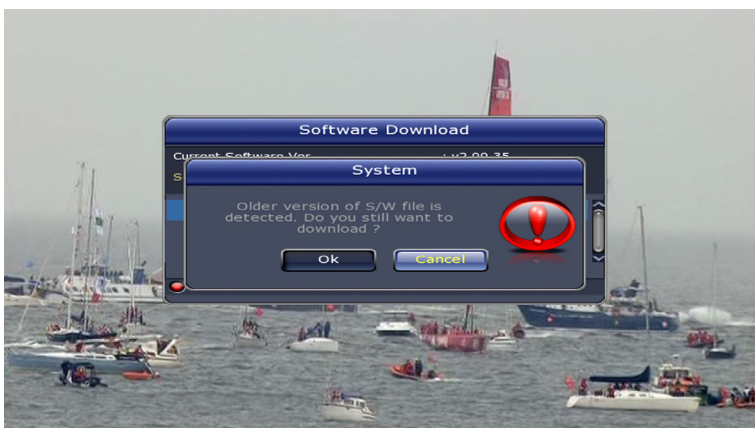
The \\IPAddress\root\var directory contains the user configuration such as channel data and plugin applications it can be cleaned by the following steps:

Download the cleanup IRD file from http://www.freeviewshop.co.nz/downloads/Cleanup_X-9200.ird

Copy the IRD file onto a memory stick and insert it into the UltraPlus X-9200HD PVR the following dialog box will appear:



Press the RED Button to begin loading the cleanup IRD file



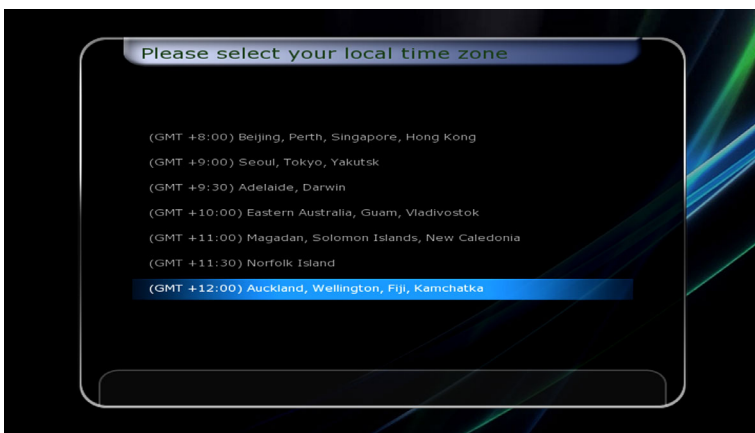
Press the < button to select the OK button and Press OK, it will take about 5 minutes for the cleanup application to erase the user configuration and the UltraPlus X-9200HD PVR to start up again normally. Once you see Start 1 on the front panel of the UltraPlus X-9200HD PVR remove the memory stick from the Ultraplus.

Freeviewshop Technical Communication Datasheet

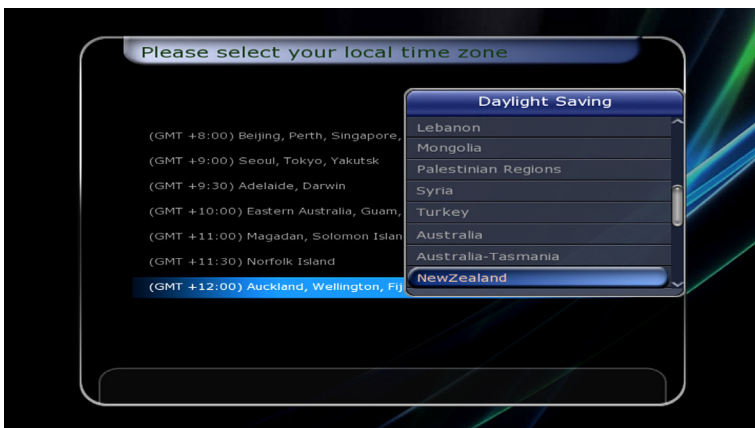
You will now be asked to confirm the language you wish to use:



Then the time zone you wish to use:



And your Daylight Savings options.



After that you will be returned to the main menu, you can then scan in the channels you wish to use or install the channel data you want to use from an FDU file.