

Kingray

Optimised for both Digital and
Analogue TV Signal Amplification


INSTALLATION MANUAL

MODEL MDA20U

Fully Shielded & F Type Masthead Distribution Amplifier



*Thank you for selecting an Australian designed and built
F Type masthead amplifier.*



- Mount with polypropylene securing strap on to mast or mount to a wall with the four pre-drilled holes.
- Best mounting location for masthead unit is on mast 300 mm to 1 metre below antenna.
- Ensure weatherproof strips remain in place.

WARRANTY

Standard Communications PTY. LTD warrants this Kingray product to be free from defects in material and workmanship for a period of 3 years from the

date of installation and reserves the right to void warranty if unit was misused, improperly installed or damaged by claimant.

A Division of **Standard Communications PTY. LTD.**

HEAD OFFICE: Locked Bag 2086, North Ryde N.S.W. 1670. **P:** +61 (0)2 9844 6666, **F:** +61 (0)2 9844 6600

www.gme.net.au

SYDNEY

P: (02) 9879 8888
F: (02) 9816 4722
E: nswbrch@gme.net.au

MELBOURNE

P: (03) 9798 0988
F: (03) 9798 0177
E: vcbrch@gme.net.au

BRISBANE

P: (07) 3278 6444
F: (07) 3278 6555
E: qdbch@gme.net.au

ADELAIDE

P: (08) 8234 2633
F: (08) 8234 5138
E: sabrch@gme.net.au

PERTH

P: (08) 9455 5744
F: (08) 9455 3110
E: wabrch@gme.net.au

AUCKLAND

P: (09) 274 0955
F: (09) 274 0959
E: nzbrch@gme.net.au

GENERAL INFORMATION

The MDA20U amplifier is based on a new concept of convergent technology. The characteristics of the IC selected provide a noise figure that is lower than any other product currently on the market and an output figure that surpasses most distribution amplifiers hence the name Masthead Distribution Amplifier (MDA).

The MDA20U is a multipurpose amplifier that is ideal for our digital and analogue environment. Whether the unit is used as a Masthead or Distribution Amplifier the low noise figure, capacity for multiple channels with low distortion and a high output provides a solution to all installations and is proven especially effective in digital problem reception areas.

SPECIFICATIONS

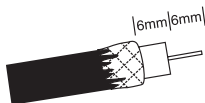
Model	MDA20U
Frequency	470-860 MHz
Gain	19 dB
Flatness	+/- 0.5 dB
Noise Figure	<1.6 dB
Output Figure	118 dB @ -60 dBIMR Din 45004 B
Return Loss	>10 dB
Supply Voltage	12-24 VDC ONLY*
Filters	540 MHz HP
Inputs	1

*Recommended Power Supply PSK06/F

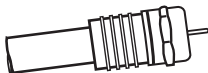
INSTALLATION

The head of the amplifier may be mounted outside on the pole under the antenna or in the roof. The amplifier requires F type connectors.

The power supply unit is placed at a television outlet, or at a remote location, a low voltage then runs up the cable to power the head remotely, via the output. There are no controls inside the diecast housing, however there is an LED that when on, indicates power is present.



Bare back cable with a Cable Stripper or Stanley Knife



Slide on F Connector and crimp or use a twist-on Connector