

# FREEVIEWSHOP

## Firmware Upgrade instructions for the Hyundai HSS760A.

Download the HDTLoader.exe and the HSS760A\_\*.bin file, you will then be able to use the HDT Loader and a Null Modem Cable to update the software in the receiver.

The hss-760a\_10750.bin is for 10.75GHz L.O. LNBS

The hss-760a\_11300.bin is for 11.3GHz L.O. LNBS

The hss-760a\_UNI.bin is for Universal LNBS

You can purchase a Null Modem Cable from Freeviewshop at:

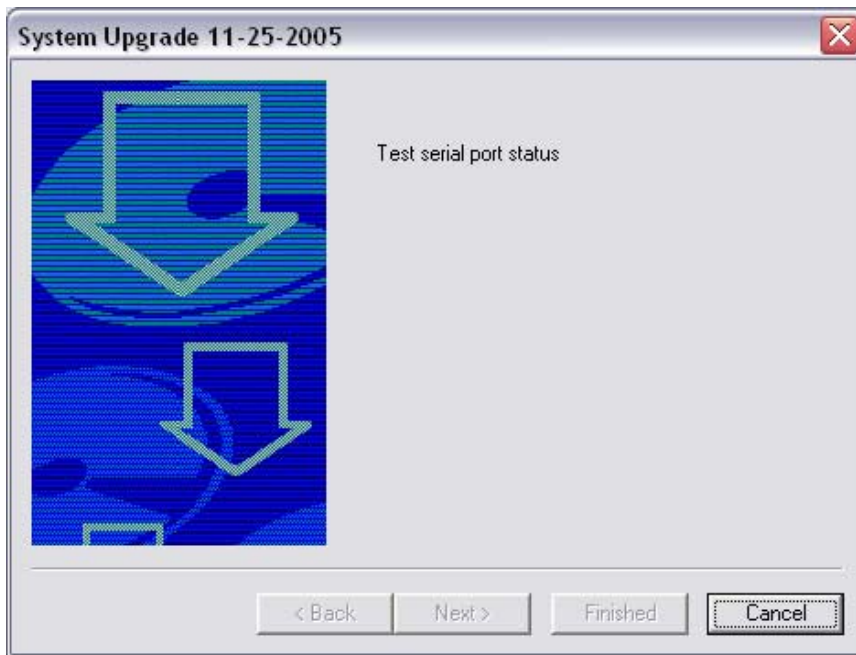
<http://www.freeviewshop.co.nz/standard-null-modem-cable-femalefemale-p317.html>

Once you have downloaded the HDTLoader.exe run the file and click Browse

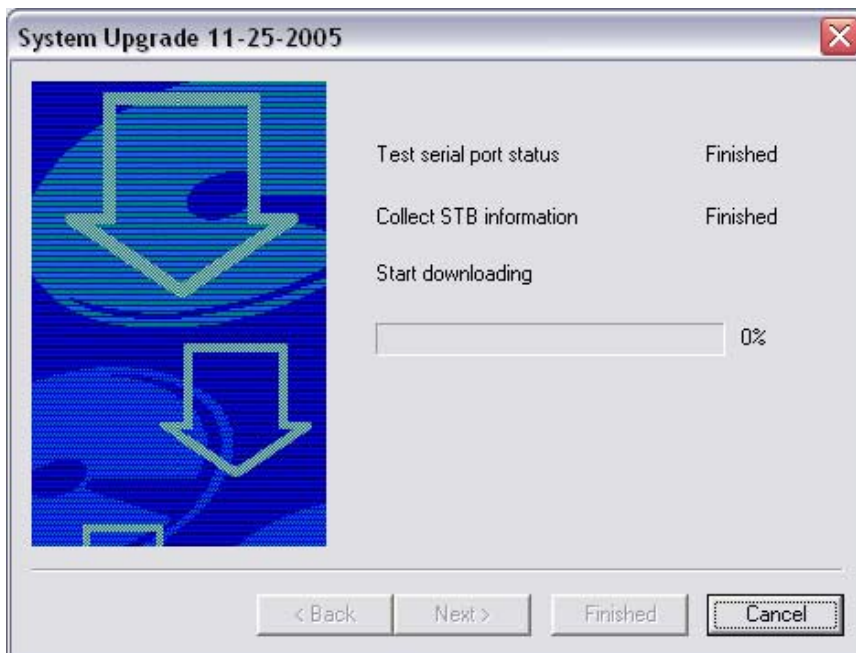


Browse to the HSS760A\_1204.bin firmware update and click next

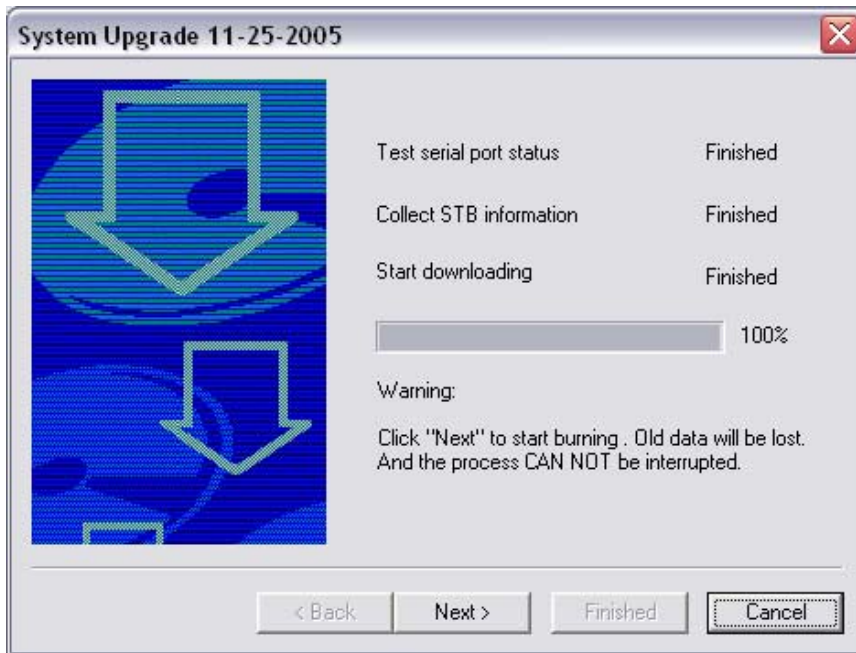
You will then see the serial port status being tested



Once the connection to the receiver is established the Loader will check to see that the firmware is correct and start the downloading the firmware.



Once the download is complete you will be asked to confirm flashing of the firmware the process can not be interrupted after this step.



Once the process is finished you can click the finished button

