

# FREEVIEWSHOP

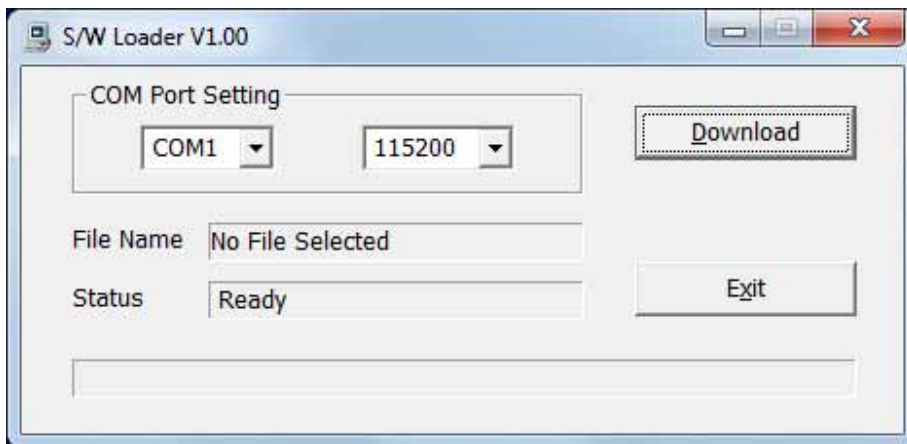
## Firmware Upgrade instructions for the Ferguson FX6600CR.

Download the FergusonLoader.exe and the FX6600CR\_\*.bin file, you will then be able to use the Ferguson Loader and a Null Modem Cable to update the software in the receiver.

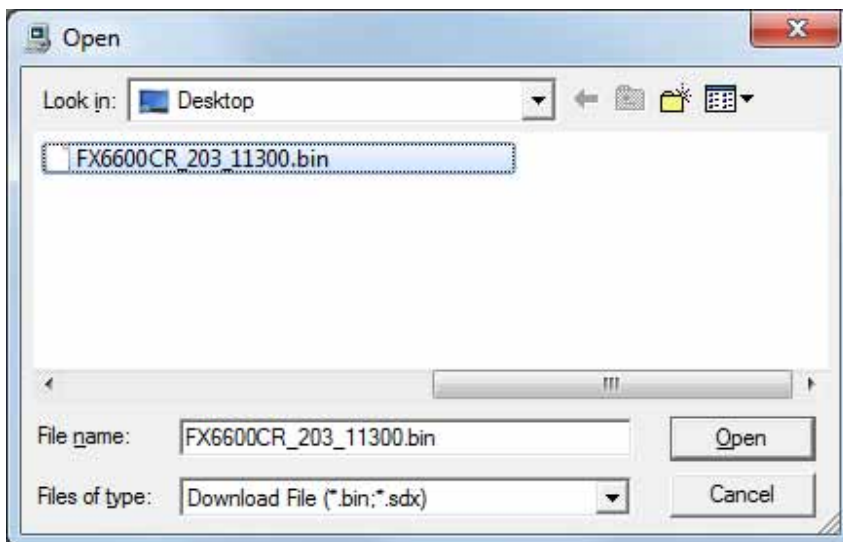
You can purchase a Null Modem Cable from Freeviewshop at:

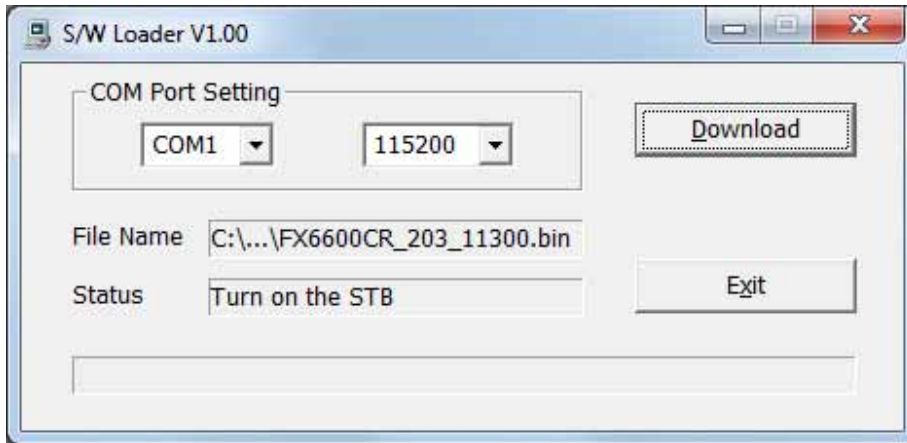
<http://www.freeviewshop.co.nz/standard-null-modem-cable-femalefemale-p317.html>

Once you have downloaded the FergusonLoader.exe run the file and click Download

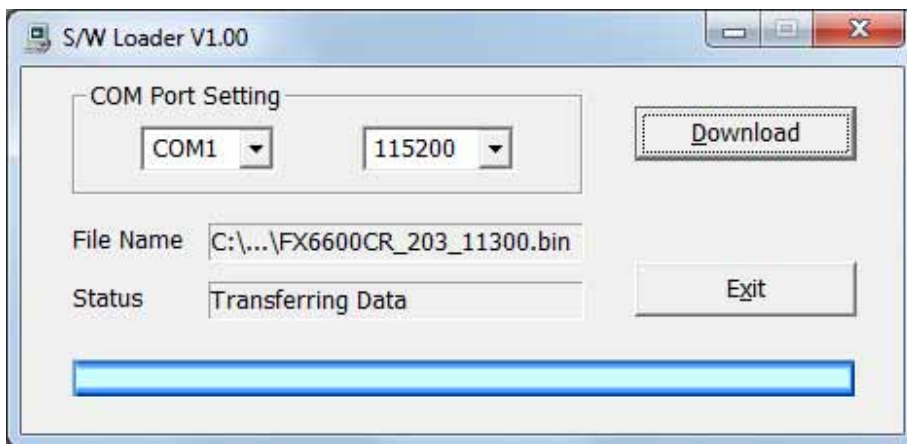


Browse to the FX6600CR\_\*.bin firmware update and click open





You will then see the message to turn the set top box on, plug the Ferguson STB in to the serial port and turn it on.



Once the connection to the receiver is established the Loader start the downloading the firmware, when it has finished it will say it is done.