

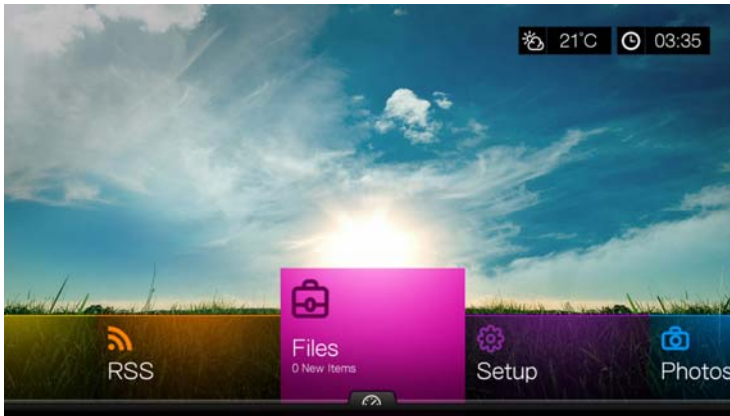
FREEVIEWSHOP

Using the Ultraplus 900HD or X-9200HD as a DLNA Digital Media Server.

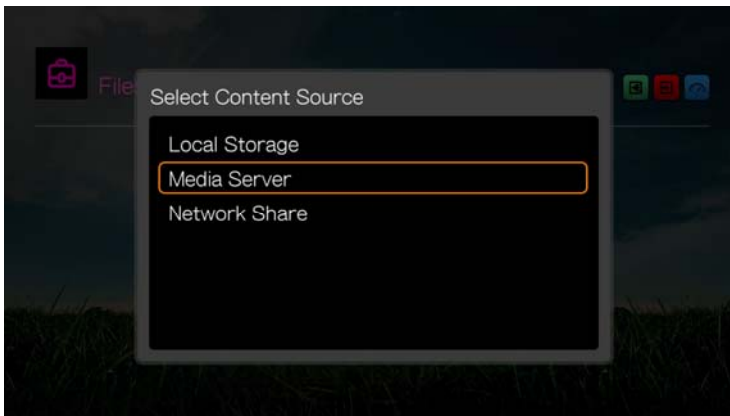
The Ultraplus will make recordings and imported files available via the DLNA DMS FreeTV+ Media Server Function, you don't need to do anything to set this up on the Ultraplus as long as the firmware version is 2.09.87 or higher.

You can then connect to the Media Server from any DLNA Digital Media Player (DMP) such as a DLNA TV or Media Player, the following example shows show playing back a Video stored on the Ultraplus from a Digital Media Player (DMP) such as a DLNA TV.

First select files.



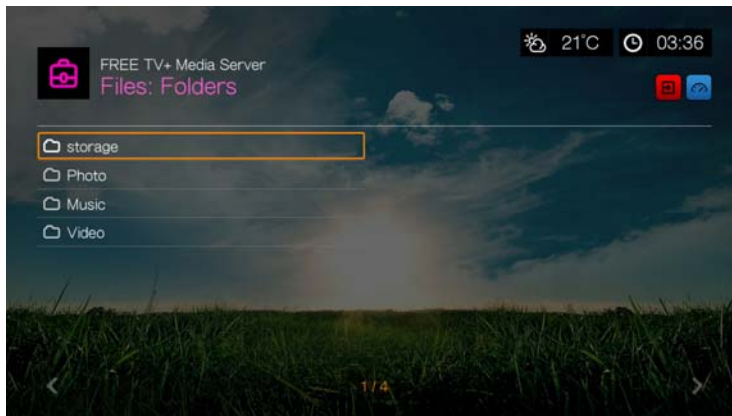
The select that you wish to connect to a Media Server.



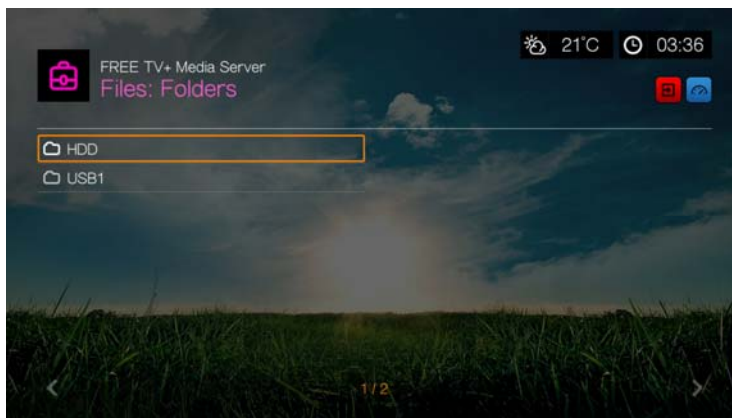
No Select the FREE TV+ Media Server.



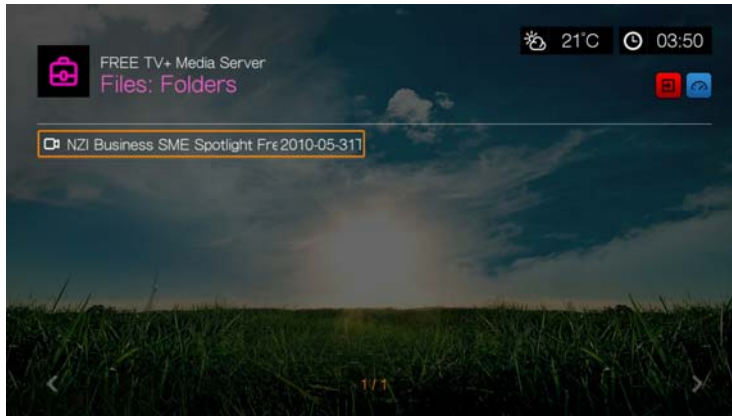
You can then navigate to the content, in this case select storage.



Then select HDD



You will now see all the content available for playback press OK to start playing back the video.



The Video playback will start.

